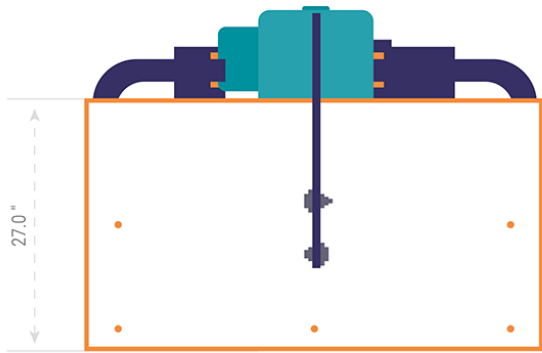
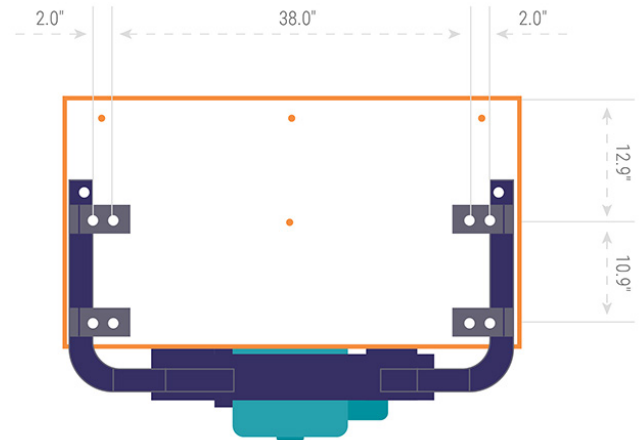


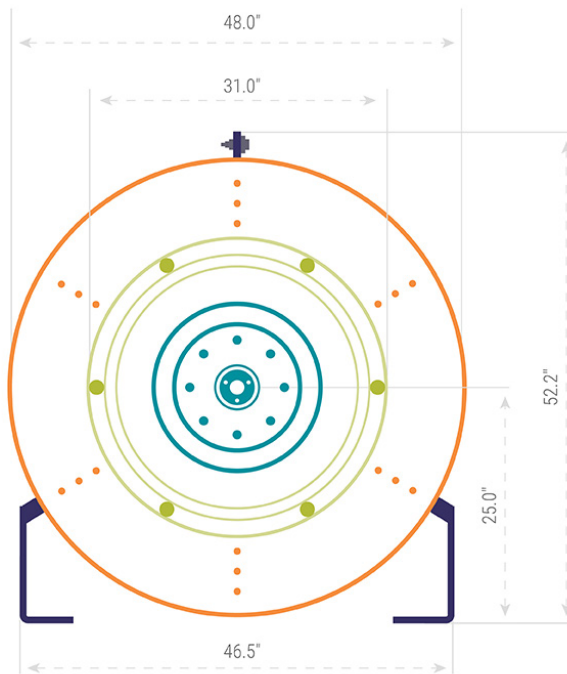
# General Specifications



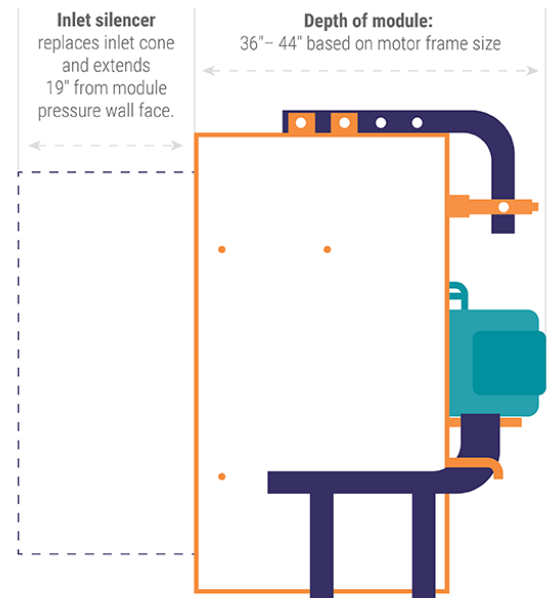
Top View



Bottom View



Front View



Side View

## Basic Module Characteristics

- Airflow: 5,000 – 19,000 cfm
- Pressure: 1 – 12 in. w.g.
- Motor Frames: 213 – 286
- Fan Blade Count: 9 or 12
- Fan Wheel Width: Full or Partial
- Weight: 500 – 700 lbs.
- Mounting: Floor, Nested, Vertical

## Features

- Flow Measurement
- Vibration Isolation: Internal Springs
- Shaft Grounding (optional)
- Inlet Silencer (optional)
- Inlet/Outlet Check Valves (optional)

**AcoustiFLO**

Technologically Advanced Air Handling Systems